

User documentation

Purpose of this document is to explain, how the process works.

RfC (Incident)		Company:	Responsible person:
Short Description	Send items manually to EHS system (SDS Portal)		
Dependencies (Previous/Follow-up processes)	18 digit material number created in your sales organization		

Document Version

Version	Date	Author	Description/Reason of document change
1	27.06.2023	Claus Frederiksen	Initial version

Content

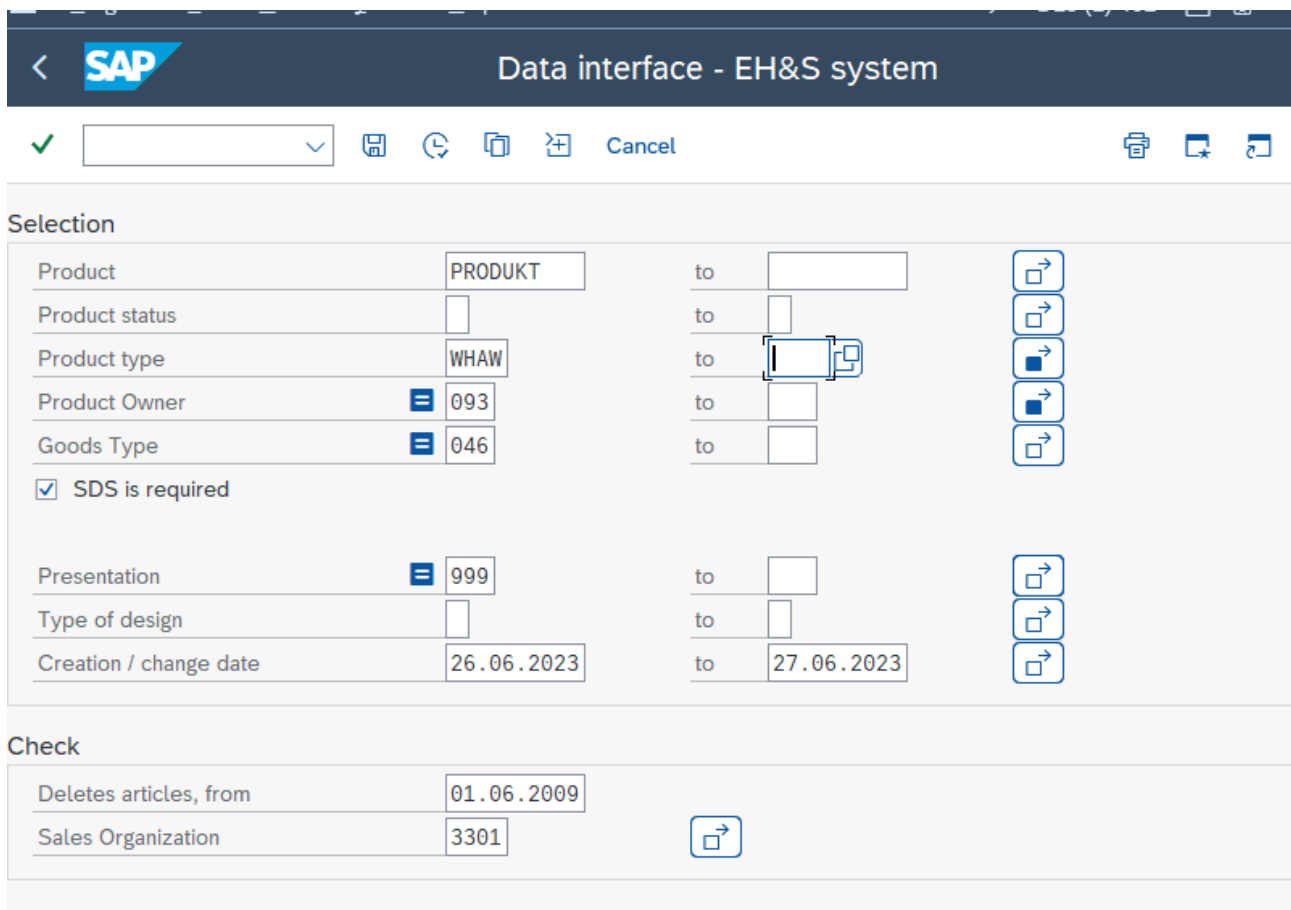
1.	Description of functionality	2
2.	Step-by-step explanation	2
3.	Prerequisites regarding data	5
4.	Authorisation	5

1. Description of functionality

This documentation deals with the use and technical details of the transaction ZMAEHSEXP_SINGLE.

The transaction provides the possibility to manually send material data to the EHS client (= SDS portal), so the material number can be entered and validated during the registration process. There is a nightly (CET) background job that will also do it automatically, so the use cases for this transaction are limited to either when it is not desired to wait until after next job run or if for some reason the automatic transfer have failed..

2. Step-by-step explanation



The screenshot shows the SAP Data interface for the EH&S system. The title bar reads "Data interface - EH&S system". Below the title bar is a navigation bar with a back arrow, a search field, and several icons (save, refresh, copy, paste, cancel). The main area is divided into two sections: "Selection" and "Check".

Selection

Product	PRODUKT	to		
Product status		to		
Product type	WHAW	to		
Product Owner	093	to		
Goods Type	046	to		
<input checked="" type="checkbox"/> SDS is required				
Presentation	999	to		
Type of design		to		
Creation / change date	26.06.2023	to	27.06.2023	

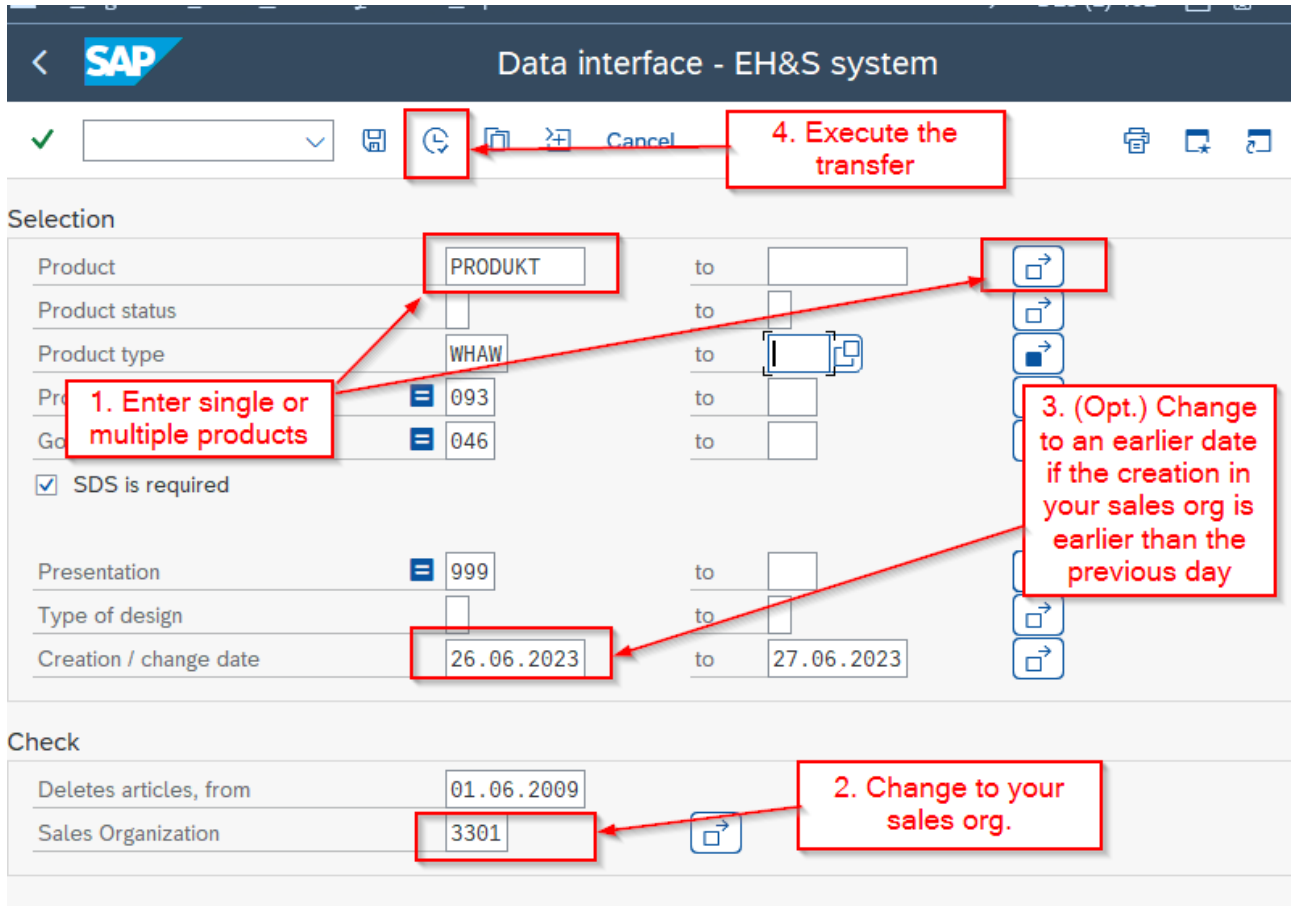
Check

Deletes articles, from	01.06.2009	
Sales Organization	3301	

When starting the transaction, you will as default see the above selection criteria.

Enter the product number (s) and your sales organization number.

If the creation date of the material(s) is further back than yesterday, you may also have to adjust the from date for the field "Creation / change date". Execute.



The screenshot shows the SAP Data interface for the EH&S system. It is divided into three main sections: Selection, Check, and a top toolbar. Red boxes and arrows highlight key steps:

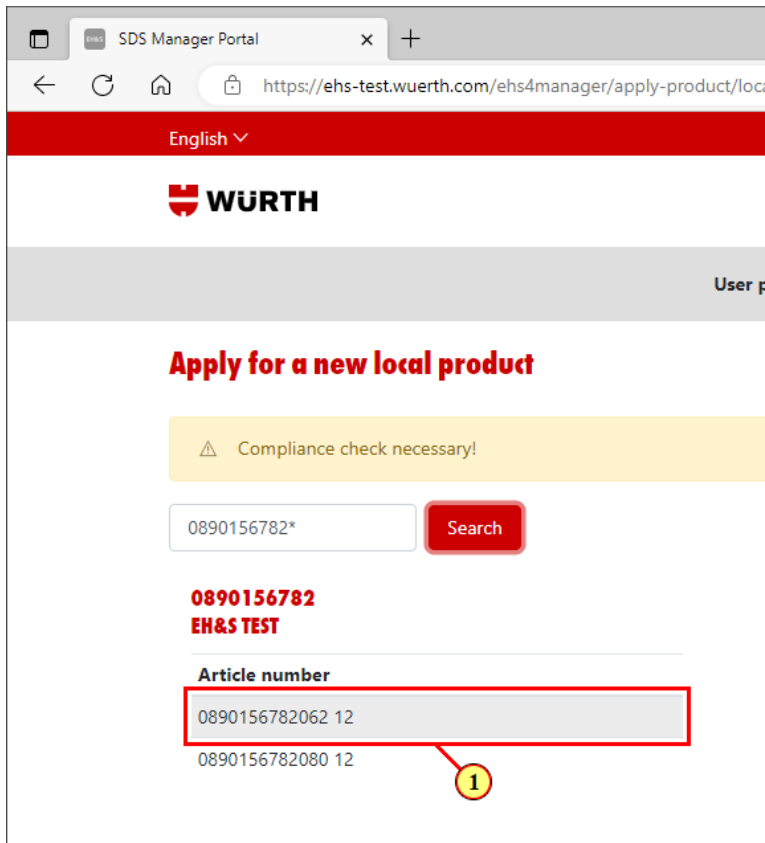
- 1. Enter single or multiple products:** Points to the 'PRODUKT' field in the Selection section.
- 2. Change to your sales org.:** Points to the 'Sales Organization' field in the Check section, which contains the value '3301'.
- 3. (Opt.) Change to an earlier date if the creation in your sales org is earlier than the previous day:** Points to the 'Creation / change date' field in the Selection section, which shows '26.06.2023'.
- 4. Execute the transfer:** Points to the circular arrow icon in the top toolbar.

The Selection section includes fields for Product, Product status, Product type (WHAW), Product number (093, 046), Presentation (999), Type of design, and Creation / change date (26.06.2023). The Check section includes 'Deletes articles, from' (01.06.2009) and 'Sales Organization' (3301). The top toolbar contains a search icon, a dropdown menu, a save icon, a circular arrow icon, a plus icon, a cancel button, and a refresh icon.

You will get log of the transferred data to the EHS system:

Data interface - EH&S system	
Products:	1
Materials:	4
Table:	2
Idocs:	2

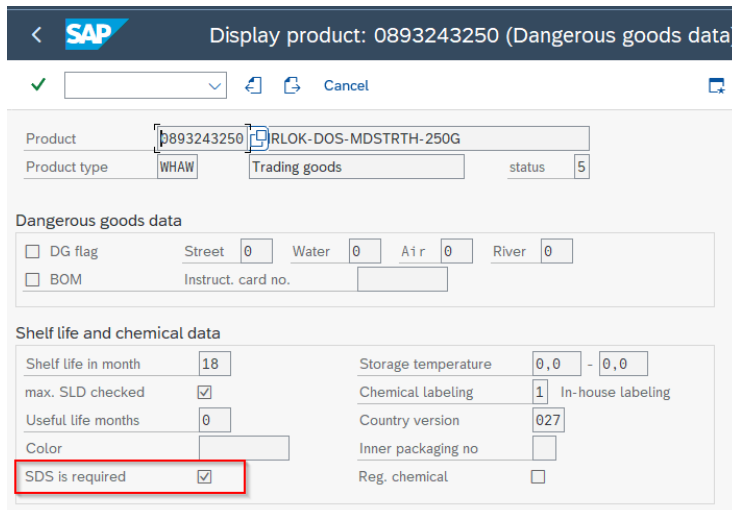
Within a few minutes, the material should be available for registration in the SDS portal – sample:



If the material does not appear, check if you set the Creation/change date far enough back and if the criteria in the next section is fulfilled.

3. Prerequisites regarding data

- The flag for SDS required must be set in the product master:



Product: 0893243250 RLOK-DOS-MDSTRTH-250G
 Product type: WHAW Trading goods status: 5

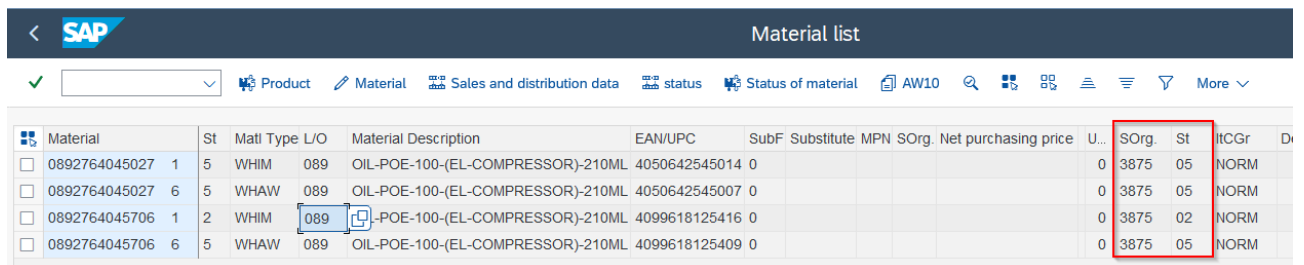
Dangerous goods data

DG flag Street: 0 Water: 0 Air: 0 River: 0
 BOM Instruct. card no.:

Shelf life and chemical data

Shelf life in month: 18 Storage temperature: 0,0 - 0,0
 max. SLD checked: Chemical labeling: 1 In-house labeling
 Useful life months: 0 Country version: 027
 Color: Inner packaging no.:
 SDS is required Reg. chemical:

- Item must be created in your sales org and not be in status 09



Material	St	Matl Type	L/O	Material Description	EAN/UPC	SubF	Substitute	MPN	SOrg.	Net purchasing price	U...	SOrg.	St	ITCGr	D
<input type="checkbox"/> 0892764045027	1	5	WHIM	089 OIL-POE-100-(EL-COMPRESSOR)-210ML	4050642545014	0					0	3875	05	NORM	
<input type="checkbox"/> 0892764045027	6	5	WHAW	089 OIL-POE-100-(EL-COMPRESSOR)-210ML	4050642545007	0					0	3875	05	NORM	
<input type="checkbox"/> 0892764045706	1	2	WHIM	089 OIL-POE-100-(EL-COMPRESSOR)-210ML	4099618125416	0					0	3875	02	NORM	
<input type="checkbox"/> 0892764045706	6	5	WHAW	089 OIL-POE-100-(EL-COMPRESSOR)-210ML	4099618125409	0					0	3875	05	NORM	

(above is from ZB08 with sales org entered as selection criteria)

4. Authorisation

Role Z_MA_PROD&MAT.-STAMM_AEN is required.